

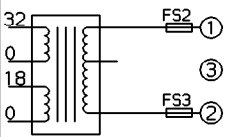
CIRCUIT IS DRAWN FOR A VALVE IN THE FULLY CLOSED POSITION

CIRCUIT DIAGRAM No - REV

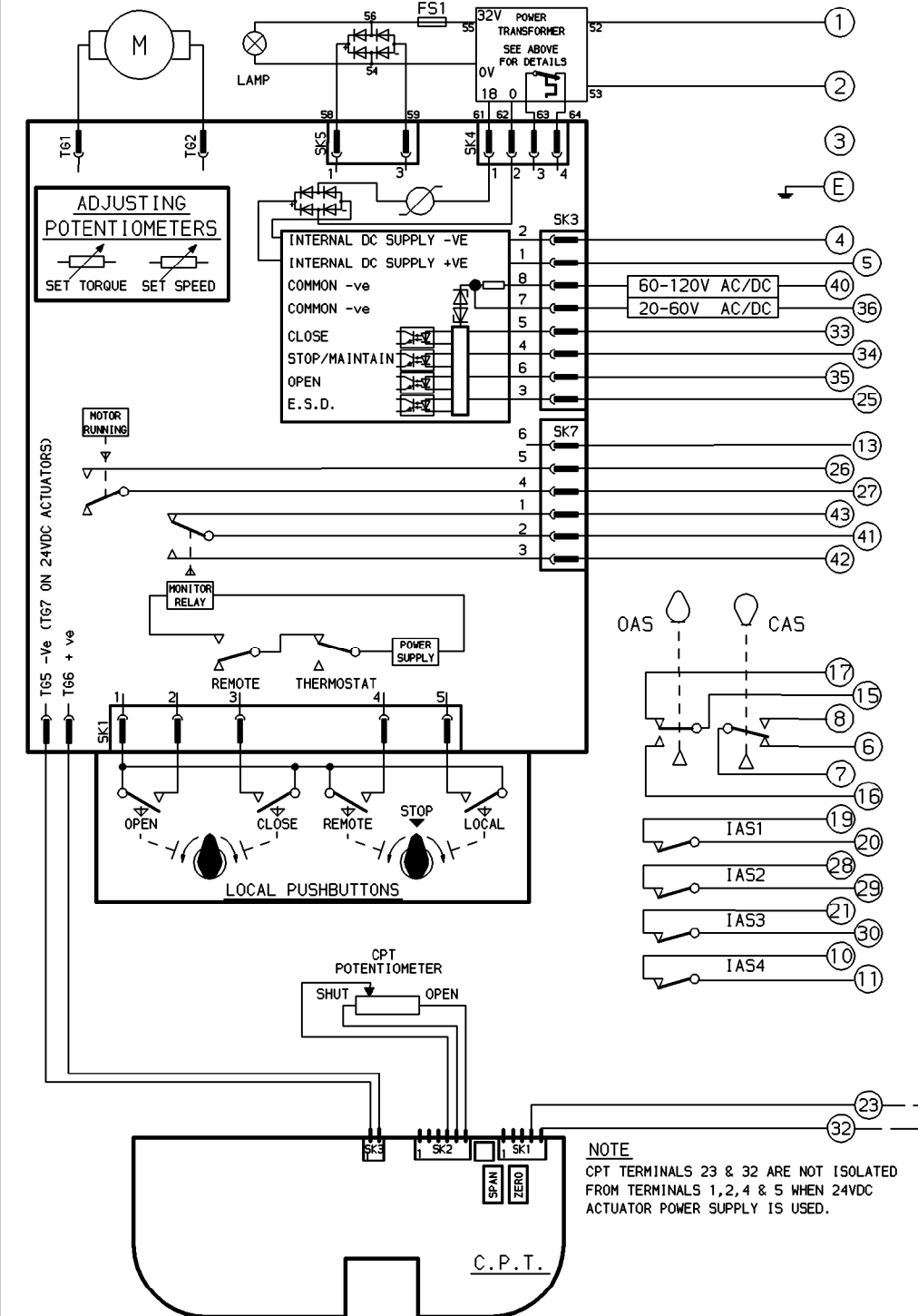
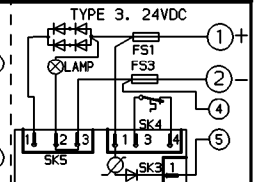
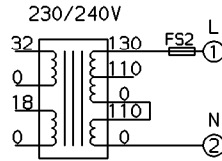
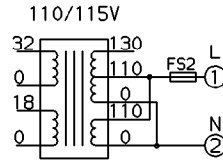
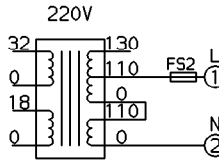
TYPE 1a. 380/415V 3 PHASE
 TYPE 1b. 460/500V 3 PHASE
 TYPE 1c. 575/660V 3 PHASE
 FOR 220V 3 PHASE SUPPLIES
 TYPE 2 TRANSFORMER IS USED
 WITH FS3 FITTED

INTERNAL CONNECTIONS TO POWER TRANSFORMER

TYPE 2. SINGLE PHASE



FOR SINGLE PHASE SUPPLIES WITHOUT A NEUTRAL, CONNECT SUPPLY L1 & L2 TO TERMINALS 1 & 2.



- OAS - OPEN AUXILIARY SWITCH
- CAS - CLOSE AUXILIARY SWITCH
- MAX EXTERNAL LOAD ON TERMINALS 4 & 5 TO BE 4VA AT 20°C.
- FS1 90mm LONG MOTOR 10A
120mm LONG MOTOR 25A
- FS2 7.5A QUICK BLOW
- FS3 A.C.SUPPLIES 7.5A QUICK BLOW
24V D.C.SUPPLY -
90mm LONG MOTOR 10A
120mm LONG MOTOR 25A

SWITCH	TERM.No.	OPEN	INTERMEDIATE	SHUT
OAS	15-16 15-17			
CAS	7-8 7-6			

FOR TYPICAL REMOTE CONTROL, INDICATING, MONITORING & ALARM CIRCUITS SEE PUBLICATION AQ4/5

WIRES ARE IDENTIFIED AT EACH END BY TERMINAL No. OR BY WIRE No.

CONTROL SIGNAL THRESHOLD VOLTAGES
 MAXIMUM 'OFF' 3V.
 MINIMUM CONTROL SIGNAL 300mS.
 E.S.D. CONTROL SIGNAL VOLTAGE MUST BE EQUAL TO OR GREATER THAN ALL OTHER CONTROL SIGNAL VOLTAGES.

No	DATE	REVISION
01	270391	SIMILAR TO QP21P60 JOB No. ---
02	310192 T.W.	CPT NOTE ADDED. CHECKED K.S.

rotork

ROTORK CONTROLS LTD
 BATH ENGLAND, BA1 3JQ.
 tel (0225) 428451

ROTORK CONTROLS INC
 ROCHESTER, NY 14624.
 tel (716) 328-1550

DRAWN T.A
 DATE 270391

CHECKED K.S
 DATE 270391

AG MK2 + 2 AUX.SWITCHES
 + POT + CPT + 4 INT SW

CIRCUIT DIAGRAM No -REV

QP21P60-02