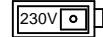
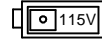


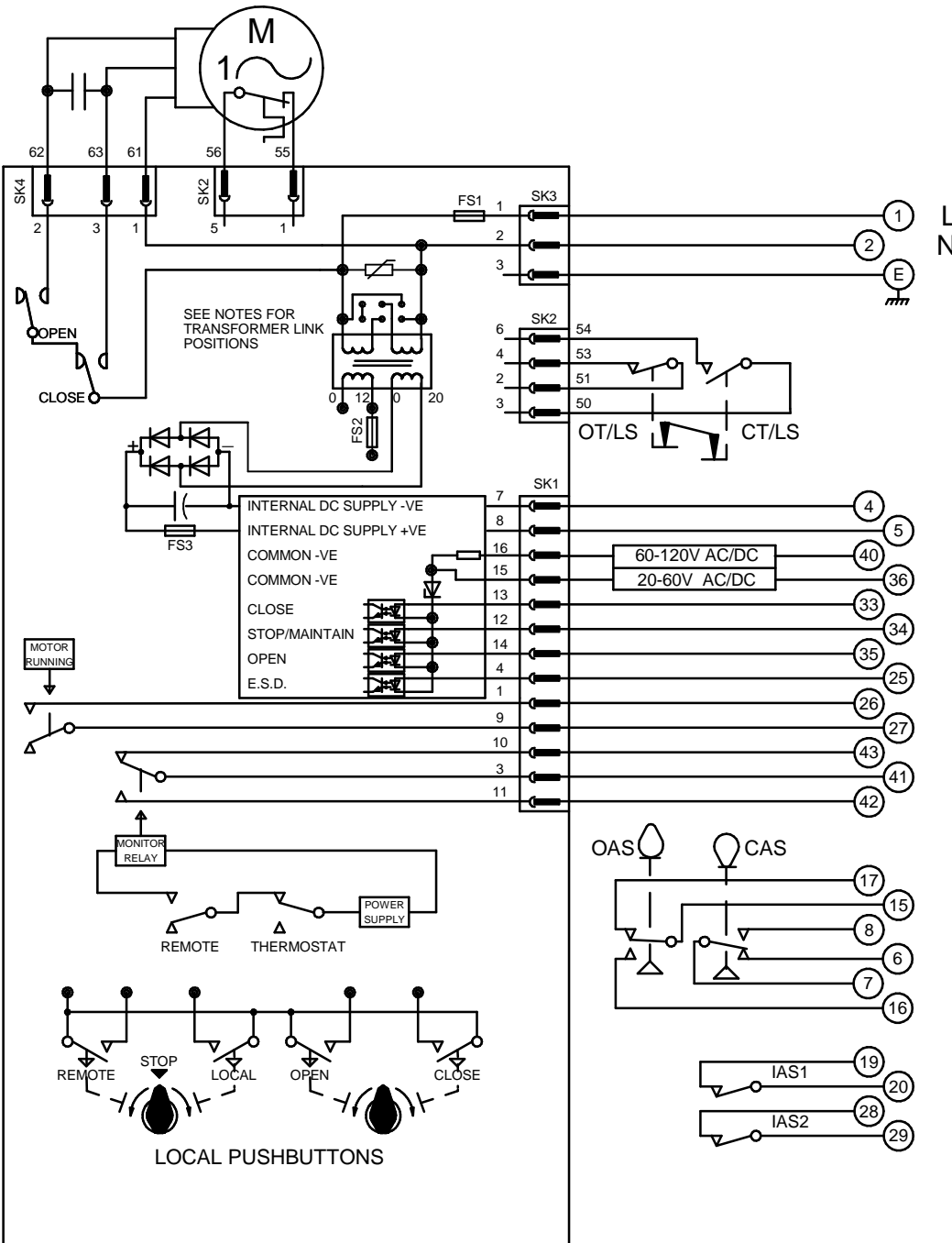
TRANSFORMER VOLTAGE SELECTION



SET SWITCH AS ABOVE FOR 198V - 264V SUPPLIES



SET SWITCH AS ABOVE FOR 99V - 132V SUPPLIES



- OT/LS - OPEN TORQUE/LIMIT SWITCH.
- CT/LS - CLOSE TORQUE/LIMIT SWITCH.
- OAS - OPEN AUXILIARY SWITCH.
- CAS - CLOSE AUXILIARY SWITCH.
- IAS1 & 2 - INTERMEDIATE AUXILIARY SWITCHES ADJUSTABLE TO MAKE OR BREAK INDIVIDUALLY AT ANY POSITION.
- WIRES ARE IDENTIFIED AT EACH END BY TERMINAL NUMBER OR NUMBER SHOWN.
- FS1 - 6.3A
- FS2 - 250mA
- FS3 - 160mA
- TERMINALS 4 & 5 FUSED INTERNALLY AT 160mA

E.S.D. CONTROL SIGNAL VOLTAGE MUST BE EQUAL TO OR GREATER THAN ALL OTHER CONTROL SIGNAL VOLTAGES.

Iss	Date	Chkd	Revision Details
04	220192	T.W	SIMILAR TO 1P05Q00 JOB NO --- SK1 & SK4 PIN NOD CORRECTED. CHECKED K.S.
05	270417	JS	FUSE RATING & TRANSFORMER VOLTAGE SELECTION CHANGED AS PER NEW PCB ECN / 7023

www.rotork.com

ROTORK CONTROLS LTD
BATH, BA1 3JQ
ENGLAND
Tel:01225-733200

ROTORK CONTROLS INC
ROCHESTER
NY 14624, USA
Tel:585-247-2304

Q-PAK + 2 INTERMEDIATE SW -	
Drawn by: K.S Date : 040490 Base WD: 1P05Q00 Job No : -- MI No : .	Circuit Diagram No 1P05Q00 Issue No 5