

CIRCUIT IS DRAWN FOR A VALVE IN THE FULLY CLOSED POSITION

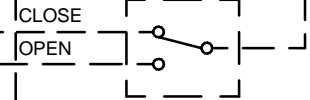
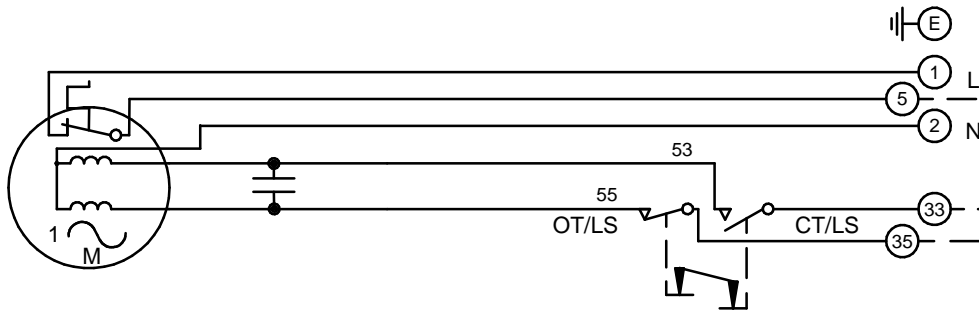
CIRCUIT IS DRAWN FOR A VALVE IN THE FULLY CLOSED POSITION

Circuit Diagram No - Issue No

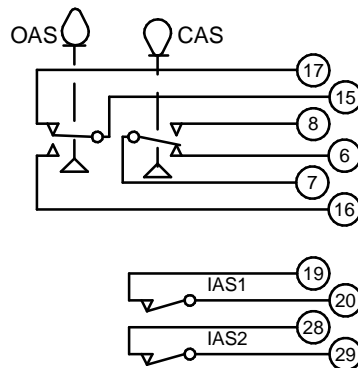
2S05Q00 - 5

WARNING

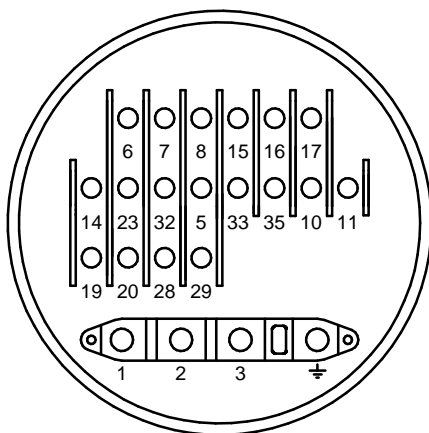
IT IS ESSENTIAL THAT REMOTE CONTROL CIRCUITS ARE DESIGNED SO THAT AN OPEN AND A CLOSE SIGNAL CAN NEVER BE APPLIED SIMULTANEOUSLY.



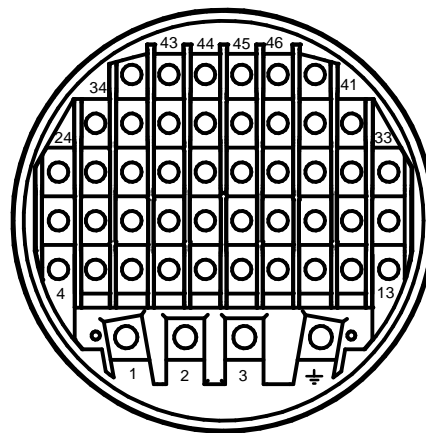
S.P.D.T. SWITCH OR EQUIVALENT



OT/LS - OPEN TORQUE/LIMIT SWITCH.
 CT/LS - CLOSE TORQUE/LIMIT SWITCH.
 OAS - OPEN AUXILIARY SWITCH.
 CAS - CLOSE AUXILIARY SWITCH.
 IAS1 & 2 - INTERMEDIATE AUXILIARY SWITCHES ADJUSTABLE TO MAKE OR BREAK INDIVIDUALLY AT ANY POSITION.
 WIRES ARE IDENTIFIED AT EACH END BY TERMINAL NUMBER OR NUMBER SHOWN.
 ALLOW MINIMUM 2 SECOND DELAY WHEN CONTROL SIGNALS ARE REVERSED TO ENSURE MOTOR REVERSAL.



TERMINAL BUNG (FOR WT ACTUATOR)



TERMINAL BUNG (FOR WTC ACTUATOR)

Iss	Date	Chkd	Revision Details
03		PGS	SIMILAR TO 2S05Q00 JOB NO ----
04	190292	T.W	WARNING NOTE ADDED. CHECKED K.S 190292
05	260417	JS	PAK TERMINAL BUNG INTRODUCED FOR WTC APPLICATION EC7024.

www.rotork.com

ROTORK CONTROLS LTD
 BATH, BA1 3JQ
 ENGLAND
 Tel:01225-733200

ROTORK CONTROLS INC
 ROCHESTER
 NY 14624, USA
 Tel:585-247-2304

Q - STANDARD + 2 INTERMEDIATE SWITCHES.

Drawn by: K.S
 Date : 020490
 Base WD: ---
 Job No : ---
 MI No : .

Circuit Diagram No	Issue No
2S05Q00	5