

CIRCUIT IS DRAWN FOR A VALVE IN THE FULLY CLOSED POSITION

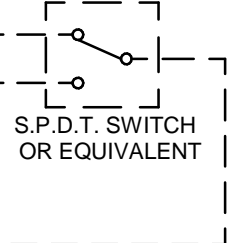
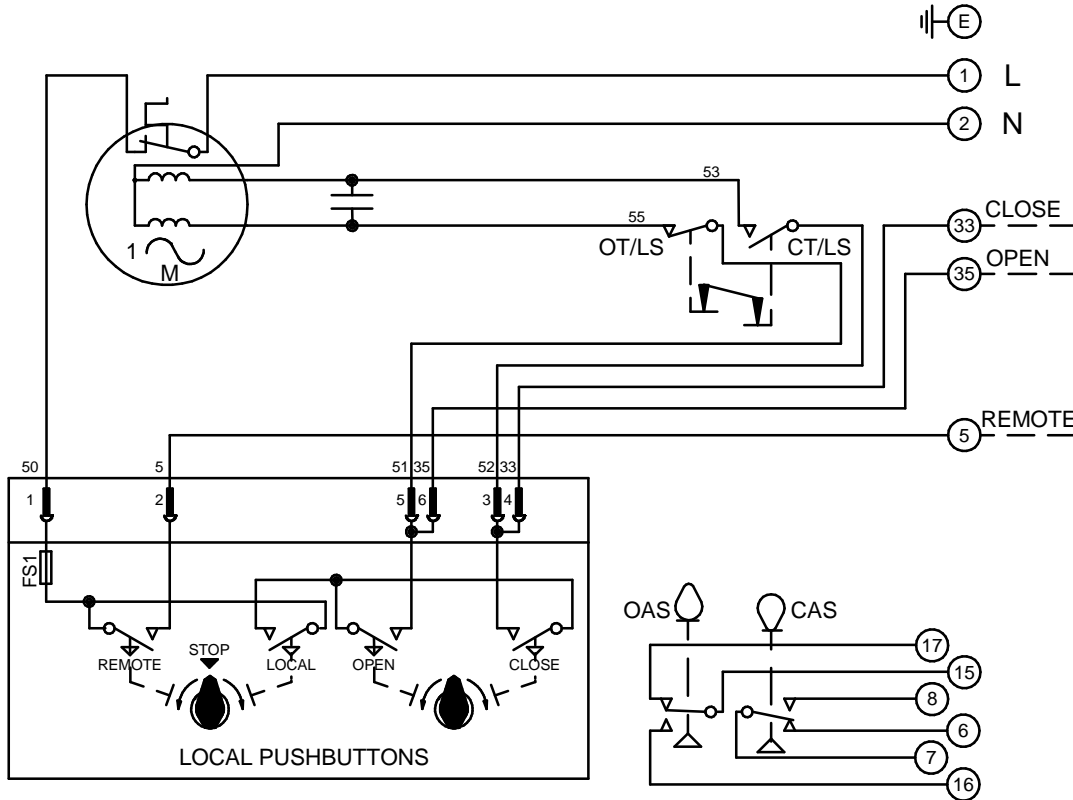
CIRCUIT IS DRAWN FOR A VALVE IN THE FULLY CLOSED POSITION

Circuit Diagram No - Issue No

2P00Q00 - 5

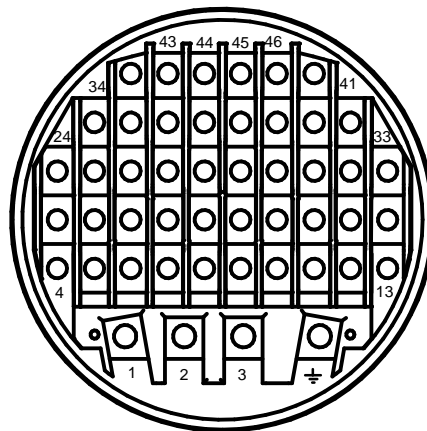
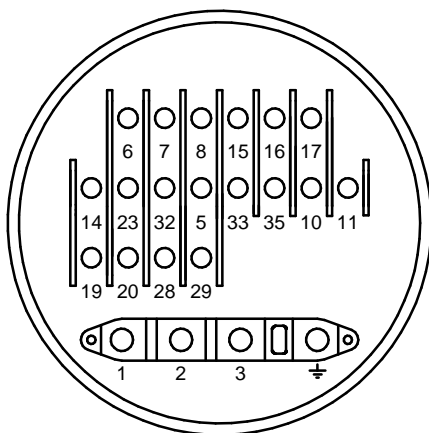
WARNING

IT IS ESSENTIAL THAT REMOTE CONTROL CIRCUITS ARE DESIGNED SO THAT AN OPEN AND A CLOSE SIGNAL CAN NEVER BE APPLIED SIMULTANEOUSLY.



OT/LS - OPEN TORQUE/LIMIT SWITCH.
 CT/LS - CLOSE TORQUE/LIMIT SWITCH.
 OAS - OPEN AUXILIARY SWITCH.
 CAS - CLOSE AUXILIARY SWITCH.

WIRES ARE IDENTIFIED AT EACH END BY TERMINAL NUMBER OR NUMBER SHOWN.
 ALLOW MINIMUM 2 SECOND DELAY WHEN CONTROL SIGNALS ARE REVERSED TO ENSURE MOTOR REVERSAL.
 FS1 - 6.3A



Iss	Date	Chkd	Revision Details
03		PGS	SIMILAR TO 2P00Q00 JOB NO ----
04	190292	T.W	WARNING NOTE ADDED. CHECKED K.S 190292
05	260417	JS	PAK TERMINAL BUNG INTRODUCED FOR WTC APPLICATION EC7024.

www.rotork.com

ROTORK CONTROLS LTD
 BATH, BA1 3JQ
 ENGLAND
 Tel:01225-733200

ROTORK CONTROLS INC
 ROCHESTER
 NY 14624, USA
 Tel:585-247-2304

Q - STANDARD + PUSHBUTTONS -	
Drawn by: K.S Date : 020490 Base WD: 2P00Q00 Job No : --- MI No : .	Circuit Diagram No 2P00Q00 Issue No 5