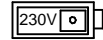


CIRCUIT IS DRAWN FOR A VALVE IN THE FULLY CLOSED POSITION

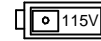
Circuit Diagram No - Issue No

1P03Q00 - 02

TRANSFORMER VOLTAGE SELECTION



SET SWITCH AS ABOVE FOR 198V - 264V SUPPLIES



SET SWITCH AS ABOVE FOR 99V - 132V SUPPLIES

- OT/LS - OPEN TORQUE/LIMIT SWITCH.
- CT/LS - CLOSE TORQUE/LIMIT SWITCH.
- OAS - OPEN AUXILIARY SWITCH.
- CAS - CLOSE AUXILIARY SWITCH.

WIRES ARE IDENTIFIED AT EACH END BY TERMINAL NUMBER OR NUMBER SHOWN.

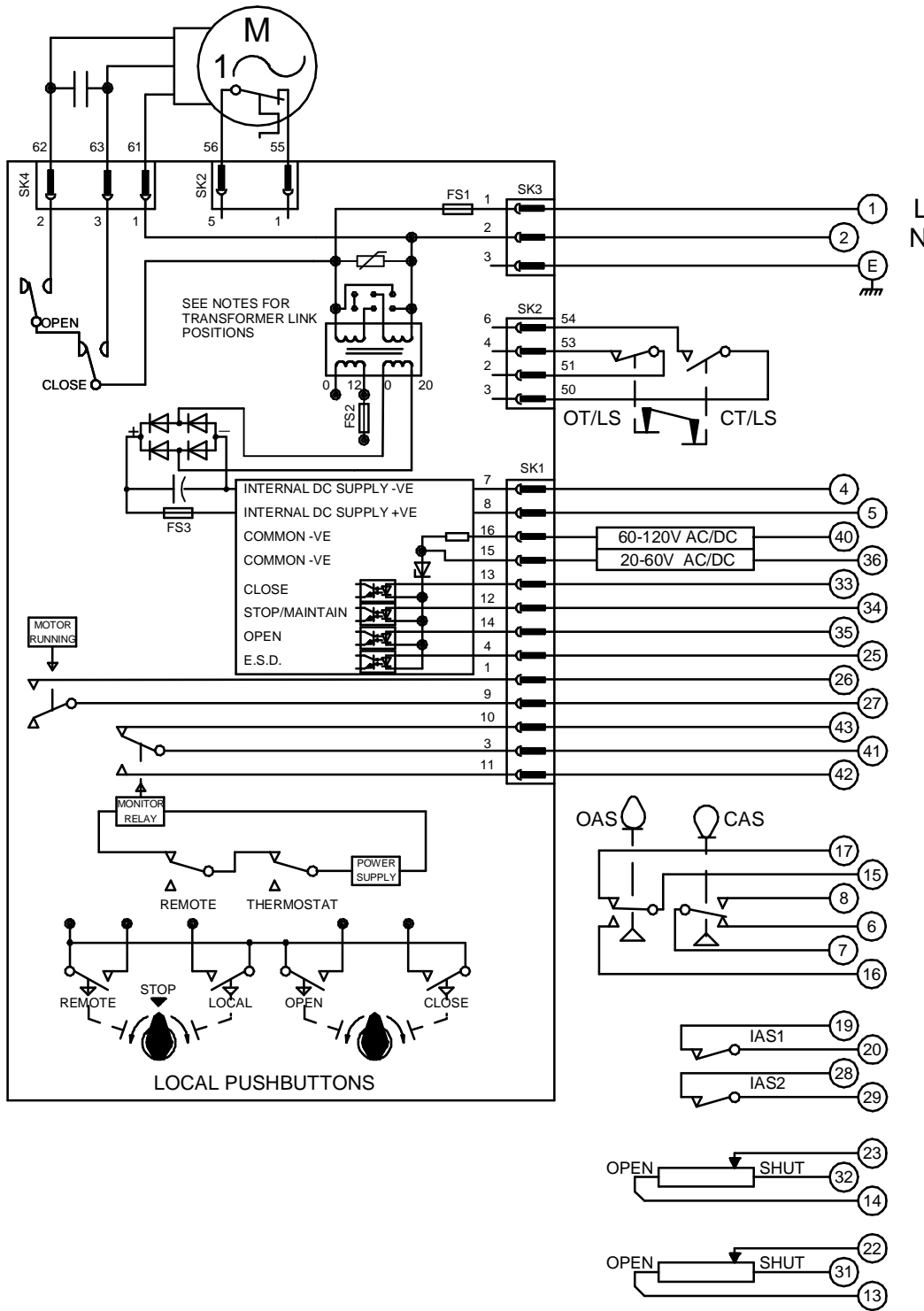
FS1 - 6.3A

FS2 - 250mA

FS3 - 160mA

TERMINALS 4 & 5 FUSED INTERNALLY AT 160mA

E.S.D. CONTROL SIGNAL VOLTAGE MUST BE EQUAL TO OR GREATER THAN ALL OTHER CONTROL SIGNAL VOLTAGES.



Iss	Date	Chkd	Revision Details
01	110294	T.W	SIMILAR TO 1P03Q00 JOB NO --- AUTO/MANUAL MOD P2269 CHECKED K.S.
02	270417	JS	FUSE RATING & TRANSFORMER VOLTAGE SELECTION CHANGED AS PER NEW PCB ECN / 7023

**www.rotork.com**

ROTORK CONTROLS LTD  
BATH, BA1 3JQ  
ENGLAND  
Tel:01225-733200

ROTORK CONTROLS INC  
ROCHESTER  
NY 14624, USA  
Tel:585-247-2304

Q-PAK + 2 POTENTIOMETERS + 2 IND.SW.	
Drawn by: T.W Date : 051192 Base WD: 1P03Q00 Job No : -- MI No : .	<b>Circuit Diagram No</b> <span style="font-size: 2em;">1P03Q00</span> <b>Issue No</b> <span style="font-size: 2em;">2</span>