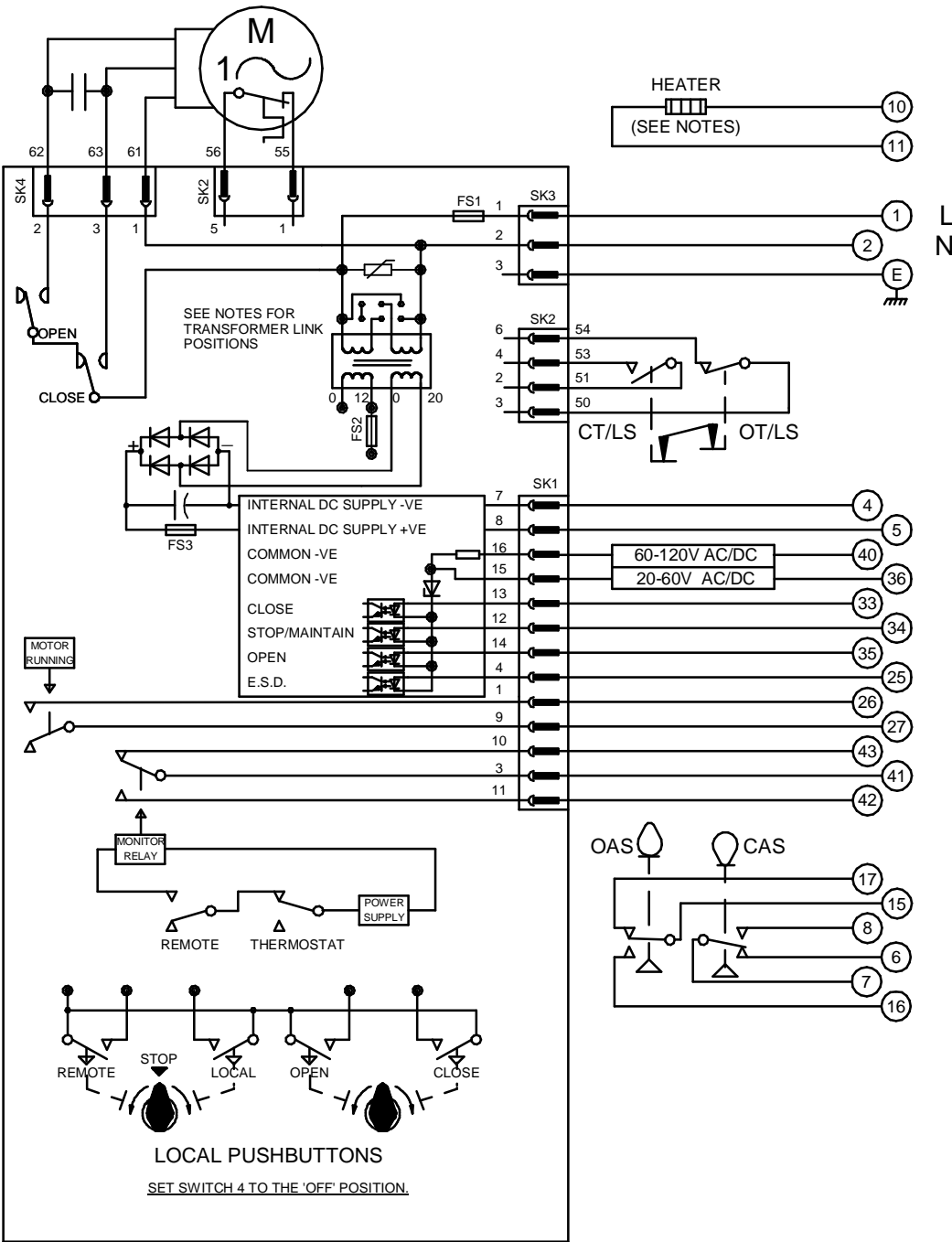


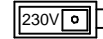
CIRCUIT IS DRAWN FOR A VALVE IN THE FULLY CLOSED POSITION



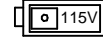
Circuit Diagram No - Issue No

1P30Q00A - 03

TRANSFORMER VOLTAGE SELECTION



SET SWITCH AS ABOVE FOR 198V - 264V SUPPLIES



SET SWITCH AS ABOVE FOR 99V - 132V SUPPLIES

OT/LS - OPEN TORQUE/LIMIT SWITCH.

CT/LS - CLOSE TORQUE/LIMIT SWITCH.

OAS - OPEN AUXILIARY SWITCH.

CAS - CLOSE AUXILIARY SWITCH.

WIRES ARE IDENTIFIED AT EACH END BY TERMINAL NUMBER OR NUMBER SHOWN.

FS1 - 6.3A

FS2 - 250mA

FS3 - 160mA

TERMINALS 4 & 5 FUSED

INTERNALLY AT 160mA

12W (MAX) HEATER FITTED AS STANDARD.

UNLESS OTHERWISE REQUESTED, HEATERS

FITTED WILL BE :

120V (2K OHM) OR 240V (5.62K OHM).

E.S.D. CONTROL SIGNAL VOLTAGE MUST BE EQUAL TO OR GREATER THAN ALL OTHER CONTROL SIGNAL VOLTAGES.

Iss	Date	Chkd	Revision Details
02	220192	T.W	SIMILAR TO 1P30Q00 JOB NO --- SK1 & SK4 PIN NOD CORRECTED. CHECKED K.S.
03	270417	JS	FUSE RATING & TRANSFORMER VOLTAGE SELECTION CHANGED AS PER NEW PCB ECN / 7023

www.rotork.com

ROTORK CONTROLS LTD
BATH, BA1 3JQ
ENGLAND
Tel:01225-733200

ROTORK CONTROLS INC
ROCHESTER
NY 14624, USA
Tel:585-247-2304

Q-PAK + HEATER. -

Drawn by: K.S
Date : 040490
Base WD: 1P30Q00A
Job No : --
MI No : .

Circuit Diagram No
1P30Q00A
Issue No
3