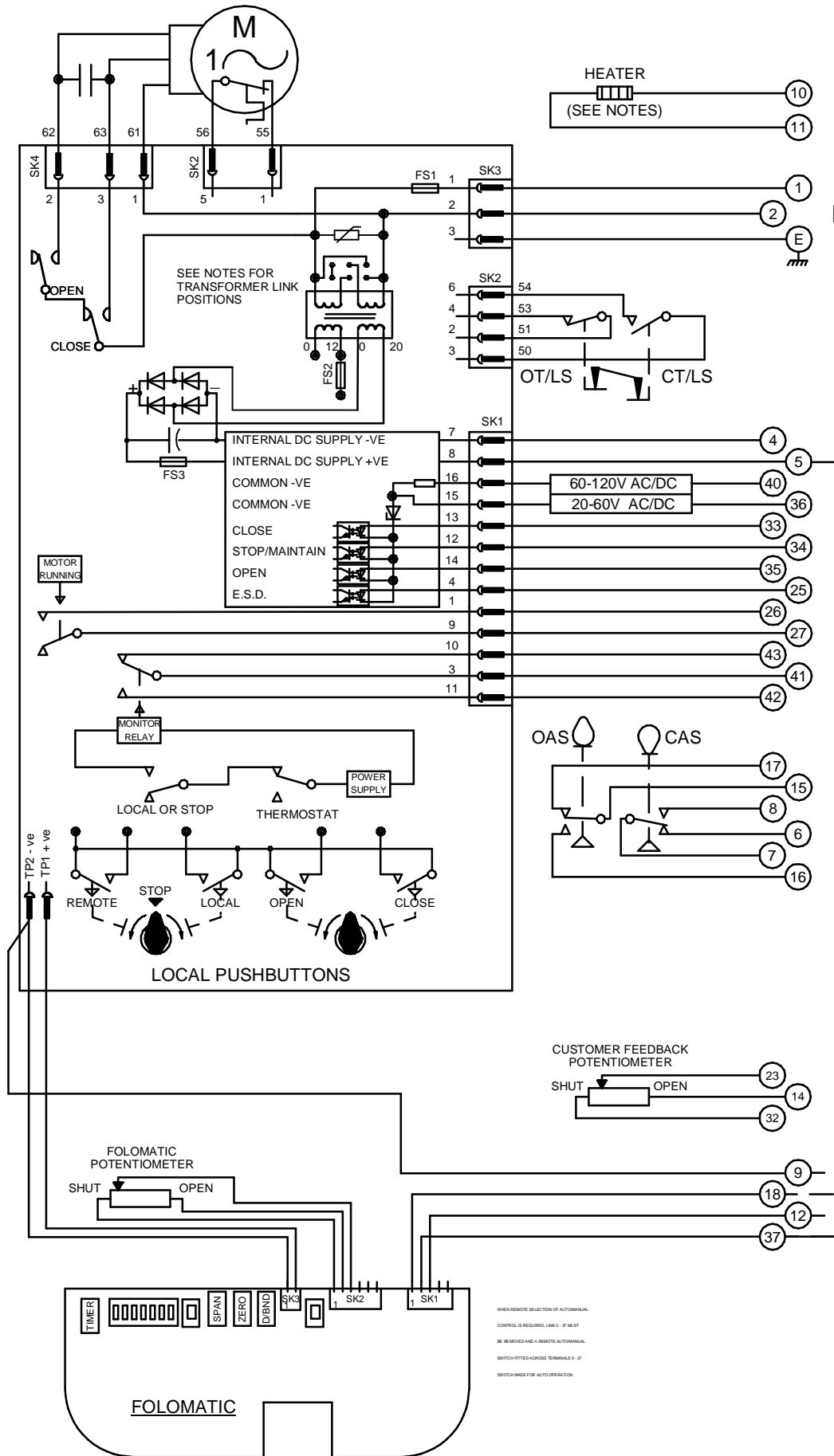
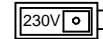


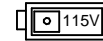
CIRCUIT IS DRAWN FOR A VALVE IN THE FULLY CLOSED POSITION



TRANSFORMER VOLTAGE SELECTION



SET SWITCH AS ABOVE FOR 198V - 264V SUPPLIES



SET SWITCH AS ABOVE FOR 99V - 132V SUPPLIES

OT/LS - OPEN TORQUE/LIMIT SWITCH.

CT/LS - CLOSE TORQUE/LIMIT SWITCH.

OAS - OPEN AUXILIARY SWITCH.

CAS - CLOSE AUXILIARY SWITCH.

WIRES ARE IDENTIFIED AT EACH END BY TERMINAL NUMBER OR NUMBER SHOWN.

FS1 - 6.3A

FS2 - 250mA

FS3 - 160mA

TERMINALS 4 & 5 FUSED

INTERNALLY AT 160mA

12W (MAX) HEATER FITTED AS STANDARD.

UNLESS OTHERWISE REQUESTED, HEATERS

FITTED WILL BE :

120V (2K OHM) OR 240V (5.62K OHM).

E.S.D. CONTROL SIGNAL VOLTAGE MUST

BE EQUAL TO OR GREATER THAN ALL

OTHER CONTROL SIGNAL VOLTAGES.

ANALOGUE INPUTS (FOR DETAILS, SEE ROTORK PUBLICATION AE4/0.1)

MANUAL/AUTO.

WHEN REMOTE SELECTION OF AUTOMANUAL CONTROL IS REQUIRED LINKS 1 - 12 MUST BE REMOVED AND A REMOTE AUTOMANUAL SWITCH FITTED ACROSS TERMINALS 5 - 12 SWITCH MADE FOR AUTO OPERATION

Iss	Date	Chkd	Revision Details
04	110294	T.W	SIMILAR TO 1P34Q70 JOB NO --- AUTO/MANUAL MOD P2269 CHECKED K.S.
05	270417	JS	FUSE RATING & TRANSFORMER VOLTAGE SELECTION CHANGED AS PER NEW PCB ECN / 7023

www.rotork.com

ROTORK CONTROLS LTD
BATH, BA1 3JQ
ENGLAND
Tel:01225-733200

ROTORK CONTROLS INC
ROCHESTER
NY 14624, USA
Tel:585-247-2304

Q-PAK + 2 POTS + FOLOMATIC + HEATER

Drawn by: A.S.H.
Date : 210891
Base WD: 1P34Q70
Job No : ---
MI No : ..

Circuit Diagram No	Issue No
1P34Q70	5