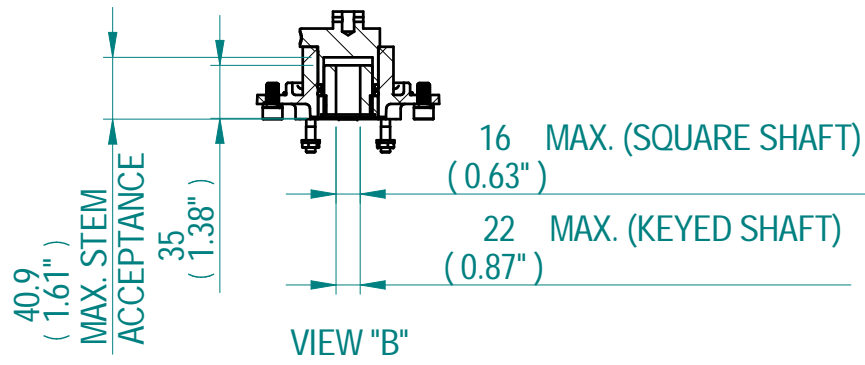
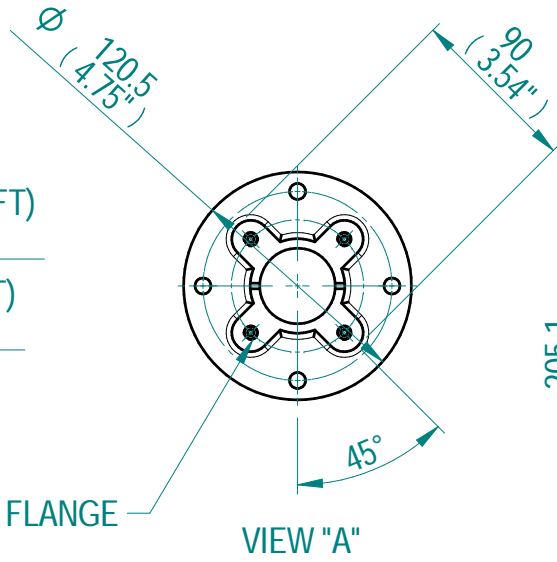



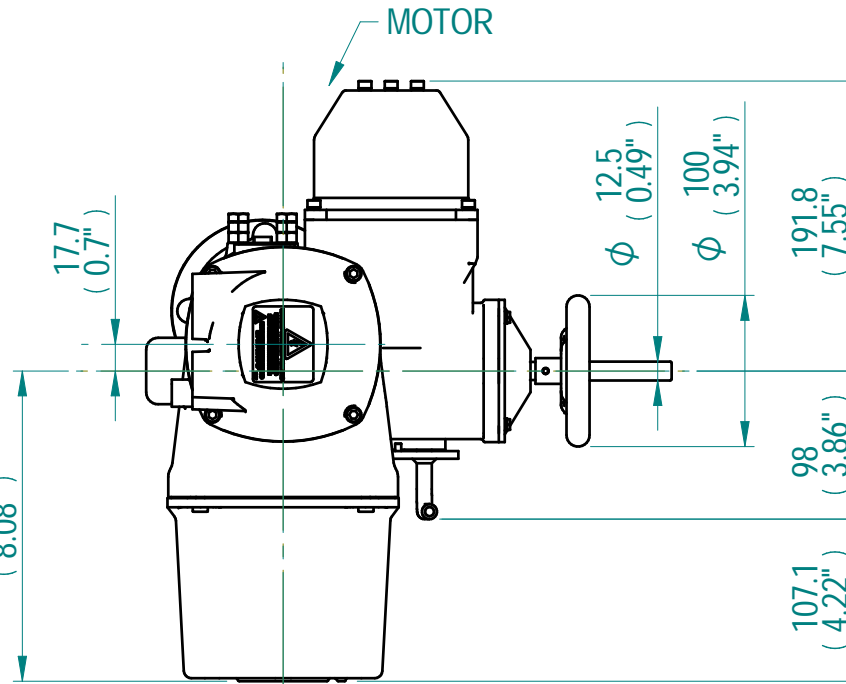
COUPLING DETAILS - F05/FA05 & F07/FA07



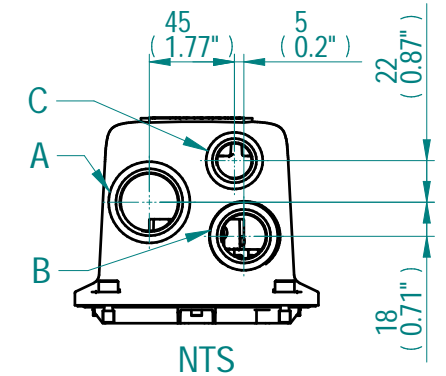
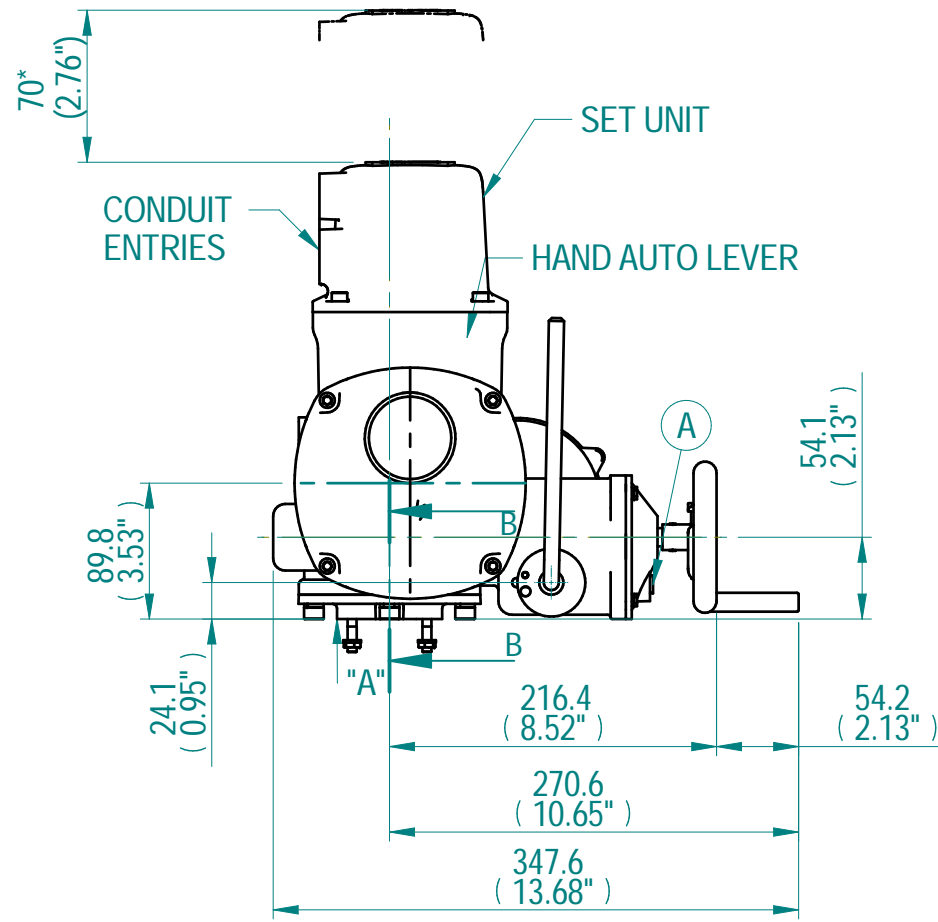
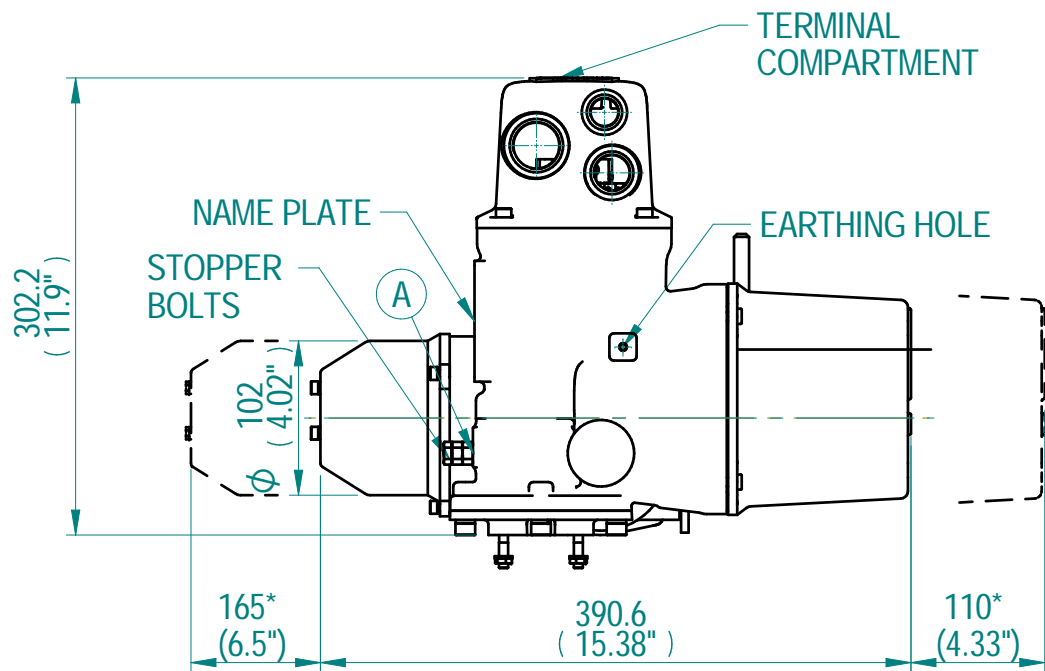
BASE DETAILS



REFER MOUNTING FLANGE DETAILS TABLE



3D VIEW



CONDUIT ENTRY HOLE		
Hole	Metric	NPT
A	M32	1-1/4"
B	M25	3/4"
C	M20	3/4"

MOUNTING FLANGE DETAILS		
FLANGE TYPE	PCD	DETAILS
F05	50	M6X10 DEEP
FA05	50	1/4"UNC X 10 DEEP
F07	70	M8X12 DEEP
FA07	70	5/16"UNC X 12 DEEP

- NOTES:**
1. DIMENSION WITH * INDICATE COVER REMOVAL ALLOWANCE
 2. APPROXIMATE WEIGHT OF THE ACTUATOR IS 13 KG
 3. ROTORK CANNOT BE HELD LIABLE FOR DAMAGE TO OUR EQUIPMENT CAUSED BY EXCESSIVE LOADING FROM HANDWHEEL & HAND LEVER
 4. (A) OIL FILTERS AND DRAIN PLUGS

Chennai - India
www.rotork.com

©2022 Rotork Group of Companies. All rights reserved. This document and its contents may not be reproduced, distributed, transmitted, displayed, published, or broadcast, in whole, or in part, without the prior express written permission of Rotork Group of Companies.

Dimensions in mm
Scale: 1:5

Title: **CKQ135 - BASIC DIMENSIONAL DRAWING**

Drawing Number: **CKQ135-BASIC**

Rev: **02**

Nominal Mass - Size A3 Sheet 1 of 2

Rev	ECN	Revised	Rev. Approved	Date	Change Description
00	-	AM	DAB	2021-04-29	FIRST ISSUE

