
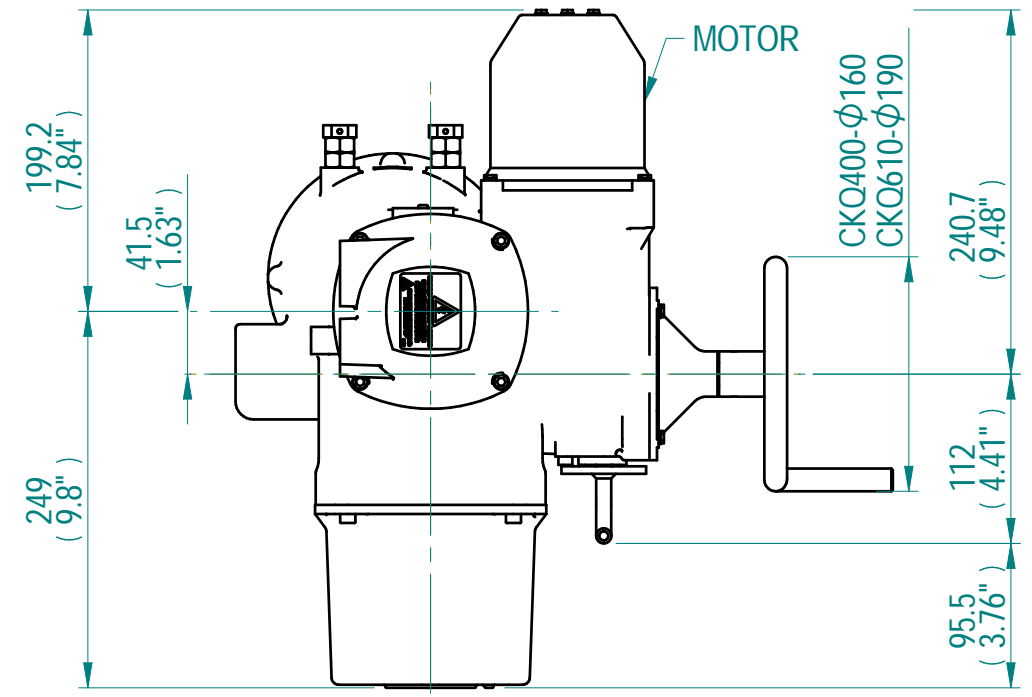
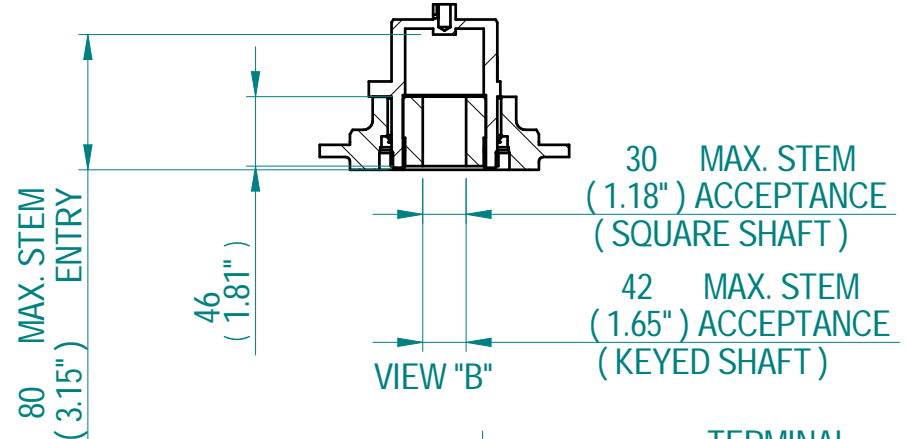
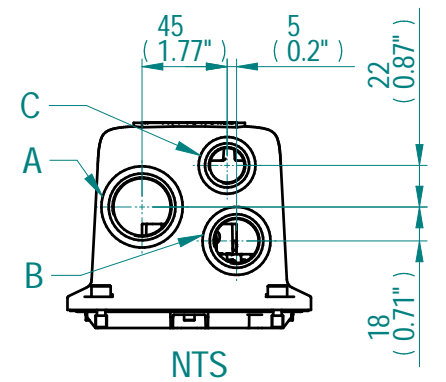


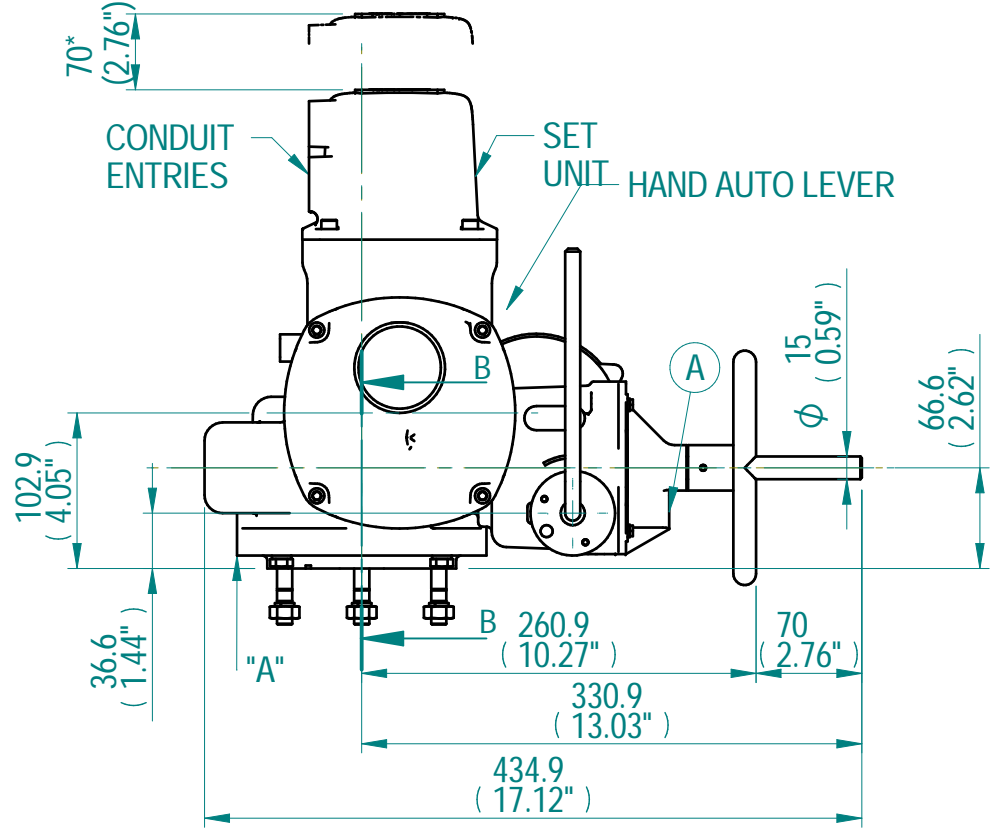
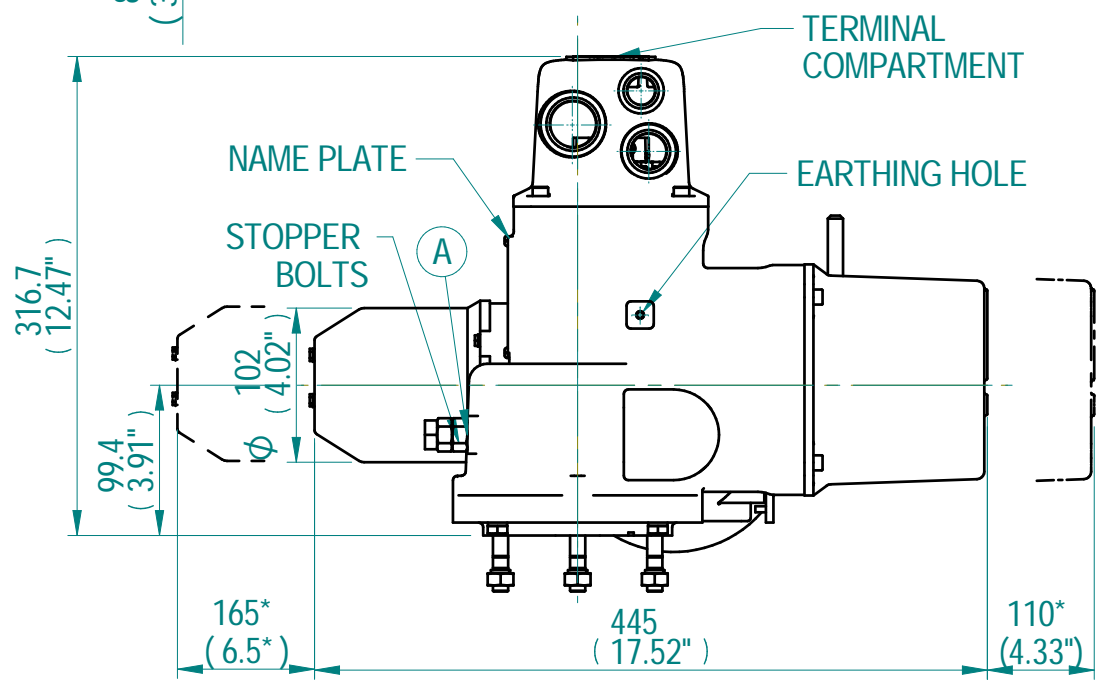
COUPLING DETAILS - F10/FA10 & F12/FA12



3D VIEW



CONDUIT ENTRY HOLE		
Hole	Metric	NPT
A	M32	1-1/4"
B	M25	3/4"
C	M20	3/4"



MOUNTING FLANGE DETAILS		
FLANGE TYPE	PCD	DETAILS
F10	102	M10X15 DEEP
FA10	102	3/8"UNC X 15 DEEP
F12	125	M12X18 DEEP
FA12	125	1/2"UNC X 18 DEEP

- NOTES:
- APPROXIMATE WEIGHT OF THE ACTUATOR IS 21 KG
 - ALL CONDUIT ENTRIES ARE PLUGGED WITH WEATHER PROOF PLUGS.
 - ALL "O" RINGS ARE ASSEMBLED AFTER APPLYING GREASE
 - Ⓐ OIL FILTERS AND DRAIN PLUGS

Chennai - India
www.rotork.com

©2022 Rotork Group of Companies. All rights reserved. This document and its contents may not be reproduced, distributed, transmitted, displayed, published, or broadcast, in whole, or in part, without the prior express written permission of Rotork Group of Companies.

Dimensions in mm
Scale 1:5

Title **CKQ400/610 - BASIC**

Drawing Number **CKQ400/610-BASIC**

Rev **02**

Nominal Mass - Size A3 Sheet 1 of 2

Rev	ECN	Revised	Rev. Approved	Date	Change Description
00		AM	DAB	2021-04-23	FIRST ISSUE

Template Issue - 2020-06-12 CK

