

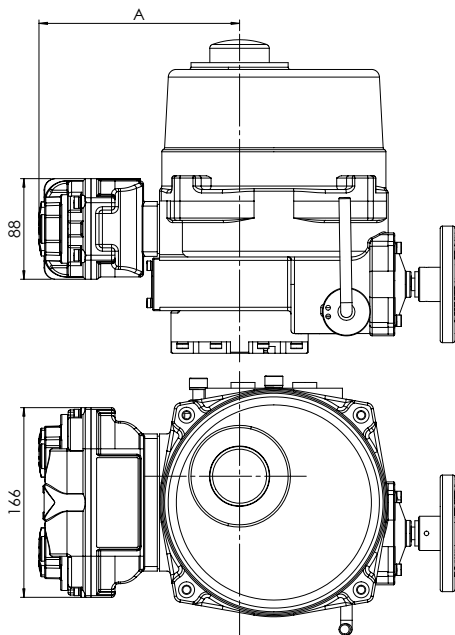


RCEL

Local Control Unit LCU4 and LCU5



RCEL015 with LCU4



Technical Data

- For electric actuators where the possibility to local operation is required.
- Enclosure IP 67.
- Control unit with 2 pcs selector switches.
- Switch for local / remote operation. Available with padlock.
- Local control by a 3-position switch
Open - Stop - Close
- The control switches are mounted in a separate aluminium housing which is attached to the actuator side.

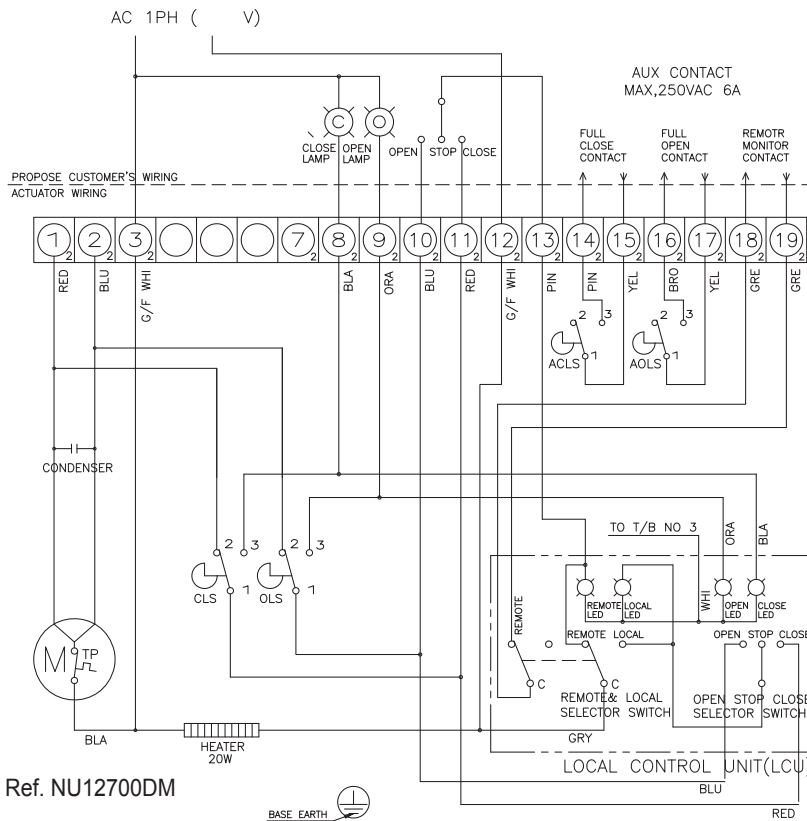
Measurements

Actuator	A
RCEL006	155
RCEL009	155
RCEL015	176
RCEL019	176
RCEL028	182
RCEL038	182
RCEL050	182
RCEL060	198

Note: Use LCU5 for combination with PCU



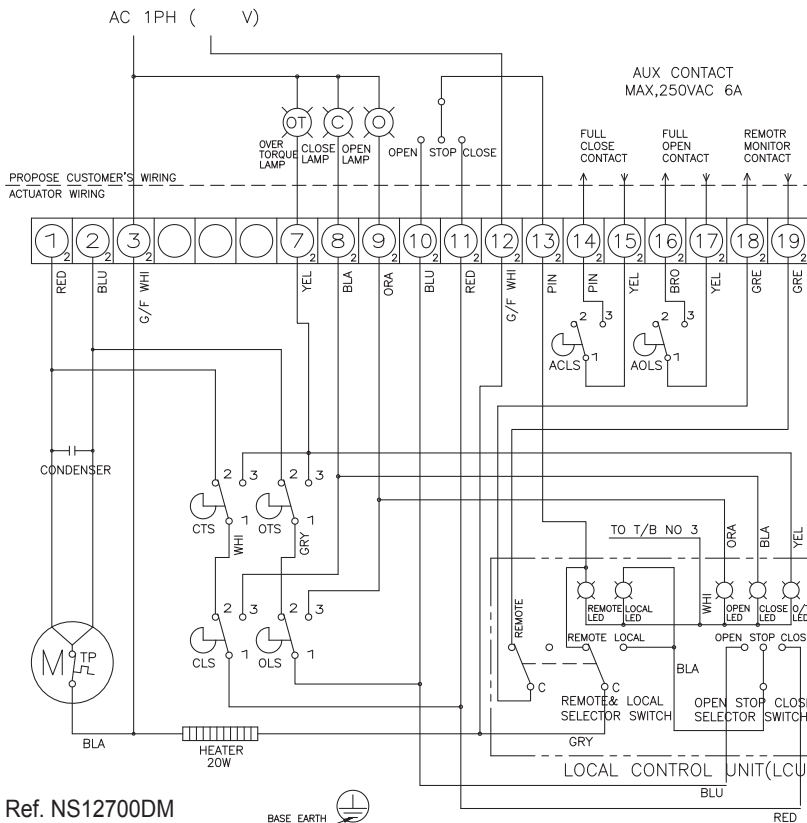
RCEL006-009 with LCU4



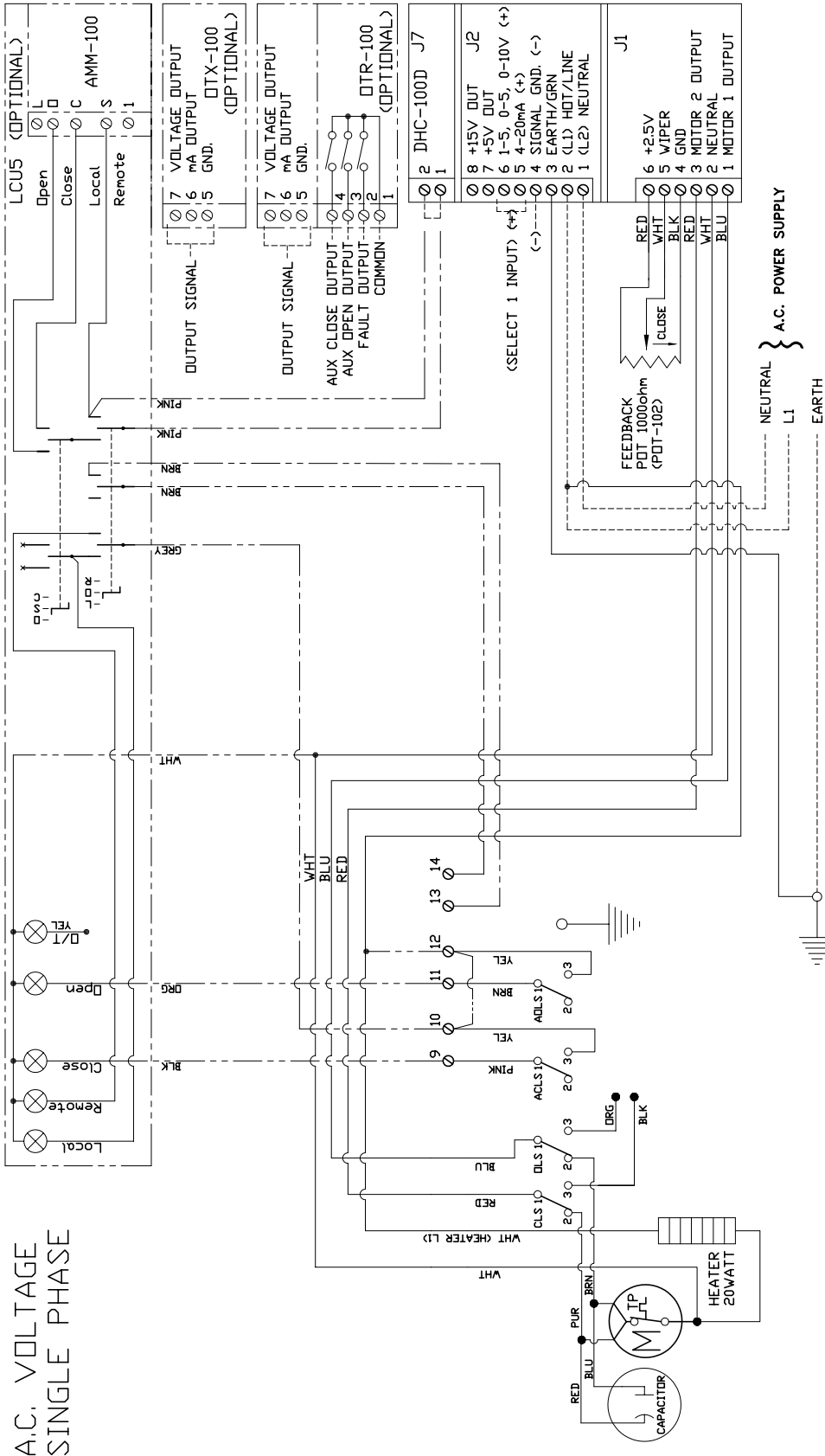
CLS: Close Limit Switch
OLS: Open Limit Switch
CTS: Close Torque Limit Switch
OTS: Open Torque Limit Switch
LCU: Local Control Unit
ACLS: Aux. Close Limit Switch
AOLS: Aux. Open Limit Switch
TP: Thermal Protector

Each actuator should be powered through its own individual switch or relay contacts to prevent cross feed between two or more actuators.

RCEL015-250 with LCU4



RCEL006-009 with PCU ALS and LCU5

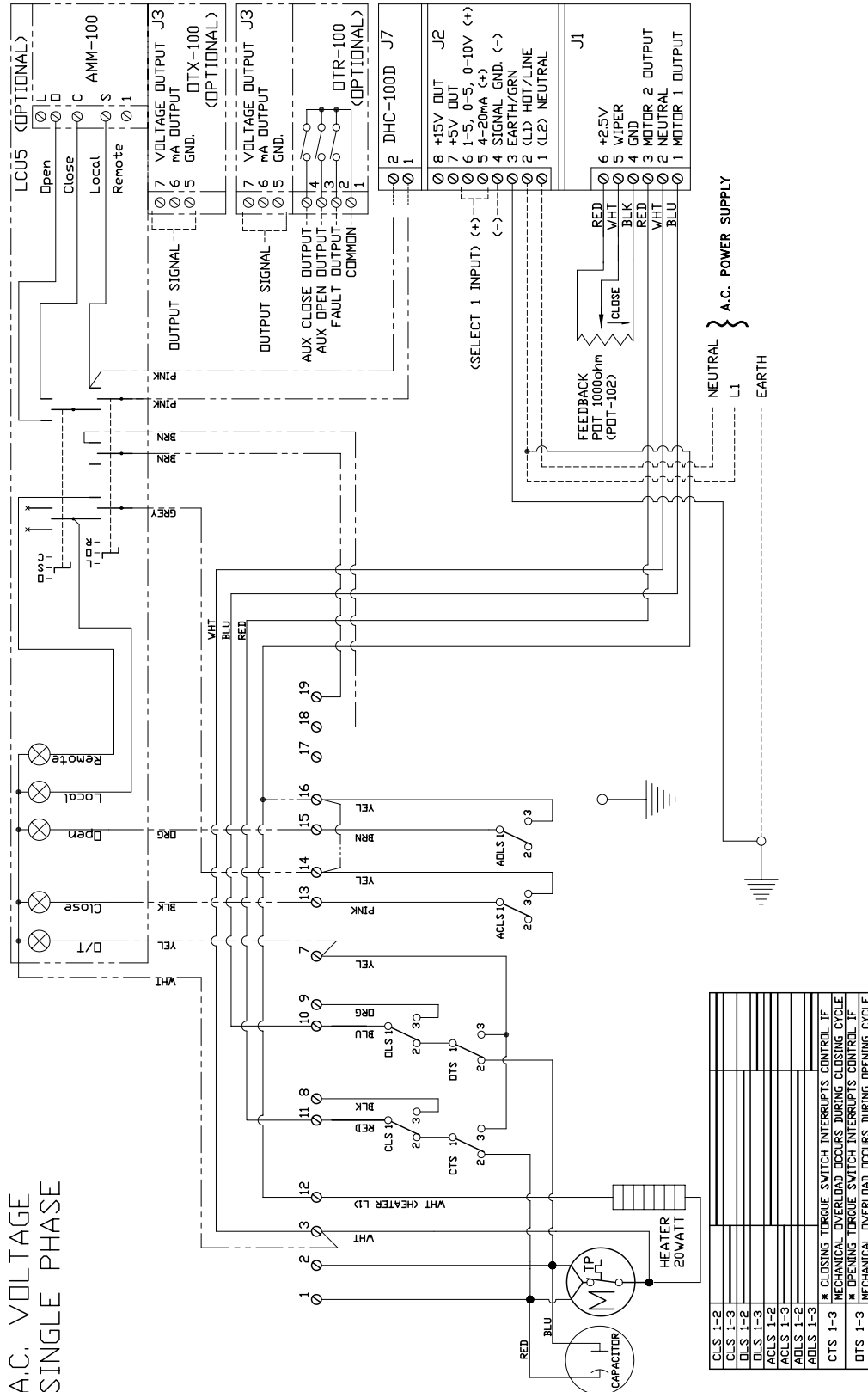


Ref. 006840B

CLS 1-2
CLS 1-3
DLS 1-2
DLS 1-3
DLS 1-5
ACLS 1-2
ACLS 1-3
ADLS 1-2
ADLS 1-3

CLS 1 CLOSE LIMIT SWITCH (250VAC 6A)
 DLS 1 OPEN LIMIT SWITCH (250VAC 6A)
 ACLS 1 AUX. CLOSE LIMIT SWITCH (250VAC 6A)
 ADLS 1 AUX. OPEN LIMIT SWITCH (250VAC 6A)
 TP 1 THERMAL PROTECTOR (MAX. 250VAC 15A)

RCEL015-250 with PCU ALS and LCU5



Ref. 006839B

--- CUSTOMER WIRING
- - - OPTIONAL EQUIPMENT

