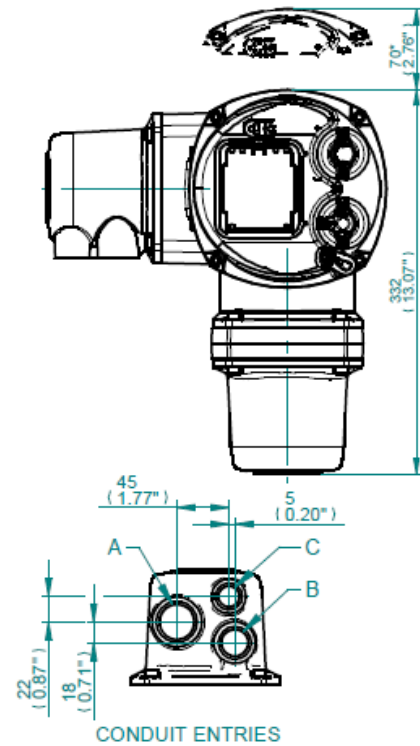
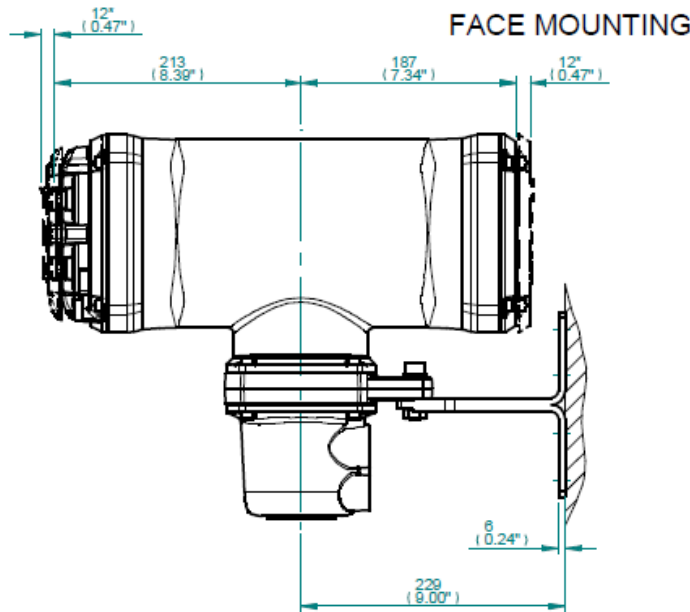
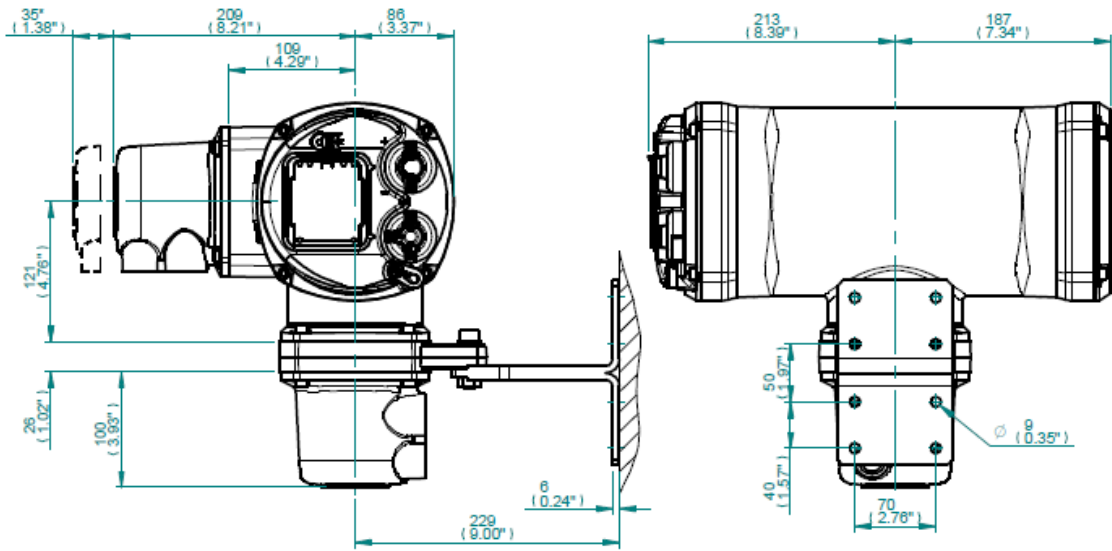


**TITLE: CENTRONIK REMOTE MOUNTING FOR CK AND CKR ELECTRIC ACTUATORS. OVERALL DIMENSIONS**  
**MODELS: CENTRONIK UNIT**

Rotork Controls. All rights reserved. Subject to change without notice. Previous data sheets invalid with the issue of the latest data sheets. Due to production tolerance variation, the electrical values shown are averages compiled from Actuator production test data. Values are therefore provided for guidance only. Individual production tests are available on request (nominal load not included). Rotork Controls underwrite rated torque output only (specified tolerance -0/+10%)



CONDUIT ENTRY HOLE					
Hole	Metric	NPT	PG	G	SPECIAL
A	M32	1 1/4"	PG29	1 1/4"	Other Conduits on request
B	M25	1"	PG21	3/4"	
C	M20	3/4"	PG13.5	3/4"	

**NOTES:**

Dimensions, in millimeters

CK series multi-turn electric actuators with large motor sizes and single-phase motors might require an extended cover, for face mounting, a special support is required, consult Rotork.

(\* Removal allowance distance required.

Only depicted the terminal cover with 3 conduits/cable entries version.

Two version: Side mounting and facing mounting.