

RC1990

Explosion Proof Switch Box



**REMOTE CONTROL RC1990 explosion proof
Switch Box for extreme environments.**



Certified according to:

ATEX 2014/34/EU  2460  II 2 G Ex db IIC T6-T4 Gb

ATEX 2014/34/EU  2460  II 2 D Ex tb IIIC T80-T127Db

ATEX 2014/34/EU  2460  II 2 G Ex ib IIC T5/T6 Gb

IECEX Ex db IIC T6-T4 Gb

IECEX Ex db IIIC 80-T127 Db

IECEX Ex ib IIC T5/T6 Gb

Note: Cable glands in EX design suitable for the cable type and ambient condition and/or plug are a demand for approved application.

The RC1990 is a robust, EX proof Switch Box for extreme environments designed in epoxy coated cast iron for optimal corrosion resistance. Ambient temperatures from +110 °C down to -55 °C, depending on type of switches.

Large screwed lid gives easy access for cable installation and adjustment of switches to the desired positions. RC1990 switch box has 2 x M20 cable entries for easy connection of signal and control cables. Control cables can for instance be connected to a solenoid valve through the second cable entry. In that way the RC1990 box works both as switch box and junction box at the same time. Additional cable entries and dimension on request. RC1990 follows VDI/VDE 3845 for easy mounting.

Technical Data

- Housing in cast iron, epoxy coated.
Shaft, nameplate and screws in stainless steel
- Mounting details according to international standard VDI/VDE 3845 NAMUR
- Ambient temperatures:
Ex d -50°C to +110°C
Ex ib -55°C to +80°C
- Enclosure IP66 / IP67
- Screwed lid for easy access
- Individually adjustable cams for switch operation
- 12-way terminal strip with screw terminals
- Mechanical switches as standard

Options:

- Proximity sensors
- Potentiometer
- Up to 4 x cable entries for RC1990 used as switch box
- Up to 7 x cable entries for RC1990 used as junction box only

www.rotork.com

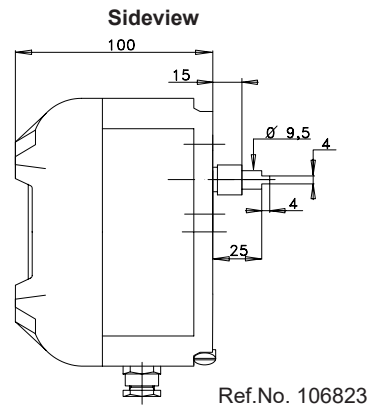
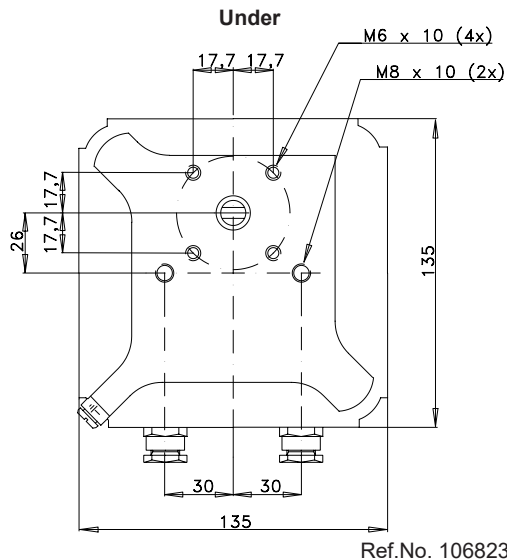
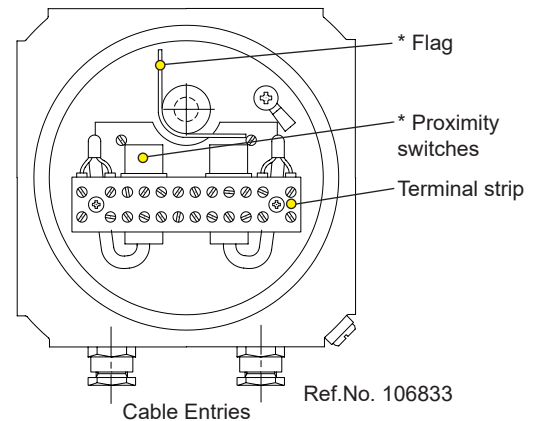
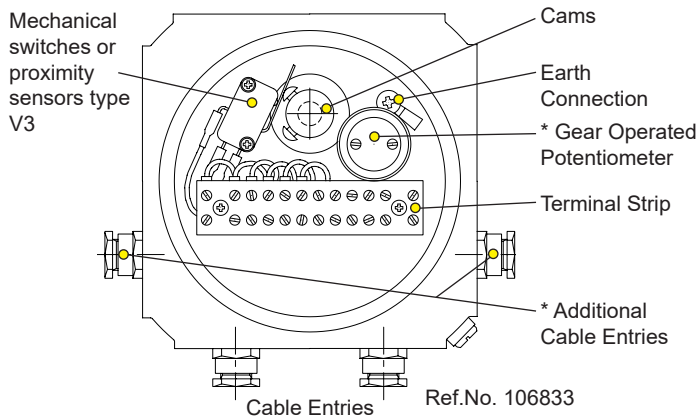


ROTORK SWEDEN AB

Box 80, Kontrollvägen 15, SE-791 22 Falun, Sweden

Tel: +46 (0)23-587 00 • Fax: +46 (0)23-587 45 • falun.sales@rotork.com

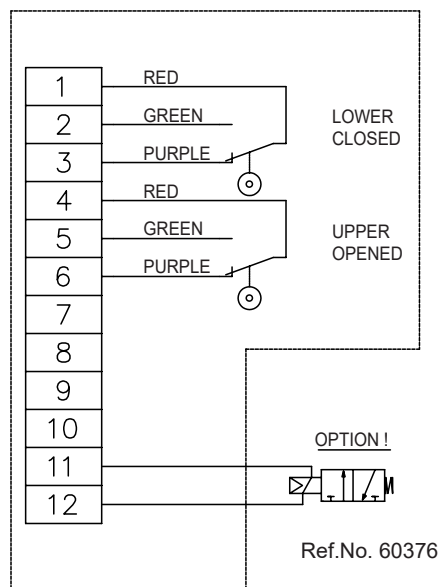
RC1990 Switch Box - Technical Details



* Options

- Up to 4 x SPDT V3 style mechanical switches. 6 amps at 250 VAC.
- Up to 4 x V3 style proximity sensors.
- 1 or 2 x cylindrical proximity sensors.
- Potentiometer, may be combined with up to 3 x SPDT V3 style switches/sensors.
- Transmitter, two and three-wire versions available, may be combined with up to 3 x SPDT V3 style switches/sensors.
- Potentiometer 1k Ohm max 1W.

Standard Wiring Diagram RC1990



D413-V3LD 30V DC / 125V AC 100mA
V15H16-CZ200-A02/V15H16-CZ100-A02 250V AC 6A,
DC 0,25A, 125V DC 0,5A, 24V DC 5A

We reserve the right to
make changes without notice

Ref No 396J / Art No 980396

www.rotork.com



ROTORK SWEDEN AB

Box 80, Kontrollvägen 15, SE-791 22 Falun, Sweden

Tel: +46 (0)23-587 00 • Fax: +46 (0)23-587 45 • falun.sales@rotork.com